

# Welcome to BOSS!

## Wire Templates – Updating a Debit Account

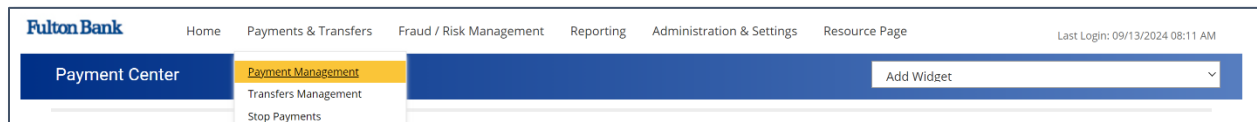
Beginning **November 4<sup>th</sup>, 2024**, users will need to modify their Wire Templates to update the debit account number as necessary. The details listed below will provide you step-by-step instructions on how to perform this modification quickly and easily in BOSS.

### Prior to Conversion - Domestic Wire Templates

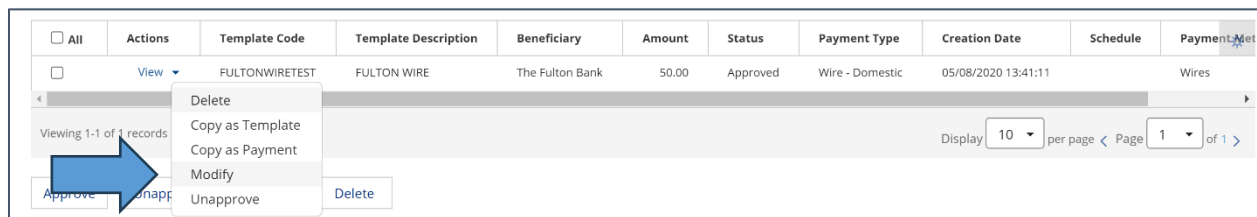
Currently in your existing Online Banking application users have access to setup Wire Templates and save them without a default debit account number. The application allows you to pick your debit account from a drop-down list before submitting your wire payment. Post conversion this will no longer be available in your new Online Banking application. You will now need to follow the steps provided below to update the debit account for your Wire template before submitting your payment.

### Modifying a Wire Template on BOSS

1. Log into [BOSS Online Banking](#)
2. Select the **Payments & Transfers** tab
3. Click **Payment Management**



4. Scroll down to **Template List View**
5. In the Actions column, click the drop arrow next to your specific Wire Template and select **Modify**



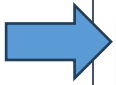
Within your Wire Template, you will now be able to update your debit account number located in the **Originator Information** section. You will also be able to update any additional details associated to the Beneficiary Information.

6. Click the **Account Number** drop down option to select a new debit account number

Originator Information

\* Account Number     
Stored with the transaction, but not forwarded with the payment

Cash Link Test Account  
DDA Statement Test Account  
FBK Account Test



7. Click **Save** once all details have been updated

## Additional Wire Training Material – Domestic Wires & International Wires

- [BOSS Domestic Wire User Guide](#)
- [BOSS International Wire User Guide](#)
- [BOSS eLearning Video - Processing a Wire Transfer](#)

## Contact Information

If you would need further assistance with modifying your Wire Templates, please contact our Cash Management Team at:

**Cash Management Services – 1.866.943.8739**